

## Notes

All fresnels to be fitted with barn doors. Lanterns fitted with UK G Clamps unless otherwise specified.

Source Four Lustr set to HSC+7+Str, with Incandescent dimmer curve and red shift, Desire D60 set to HSC+7+Str with linear dimmer curve.

Martin Atomic to be set to 4-channel mode, M28A to standard mode.

Robe Robin 600 LEDWash set to fixture mode 2.

Moving lights to be homed to a suitable position when not in use to increase height clearance for audience and avoid obstructing other lanterns.

Lanterns in the 100s are the standard house rig.

Channels 41-44 are powered by an in-built shoe-box dimmer. See LightWright paperwork for more info.

Wireless transmitter to be attached as to sit underneath the D60 on top of its floor stand.

## Additional Channels

51-58: Wireless X-Ray Screen LEDs

Addressed to take up the first 24 channels on Universe 2

### Accessory Key



Top Hat 169mm

c/w safety chain

### Rep Lantern Key



ETC Source 4 Jr 25-50°

1

c/w 575w HPL lamp



ETC Source 4 Par WFL

3

c/w barn doors



Selecon Acclaim Fresnel

10

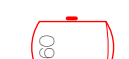
c/w barn doors



Studio COB 30°

7

c/w trigger clamp & frosted lens option



Studio COB 60°

4

c/w trigger clamp & clear lens option

### Company Lantern Key



ETC Source 4 Lustr 2 36°

2

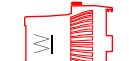
c/w Homogeniser, top hats & trigger clamp



ETC Source 4 Lustr+ 36°

1

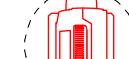
c/w Homogeniser, gobo holder & trigger clamp



ETC Desire D60 Lustr+ WFL

1

c/w 70° round lens and floor stand



Beyond M28A

1

c/w trigger clamps



Robin 600 LEDWash

2

c/w trigger clamps

### Practical Key



ETC Source 4 Mini 26°

1


c/w 50w EXN MR16 lamp & IEC transformer



Martin Atomic 3000

1

c/w 3.3kw MAX-15 lamp & trigger clamp

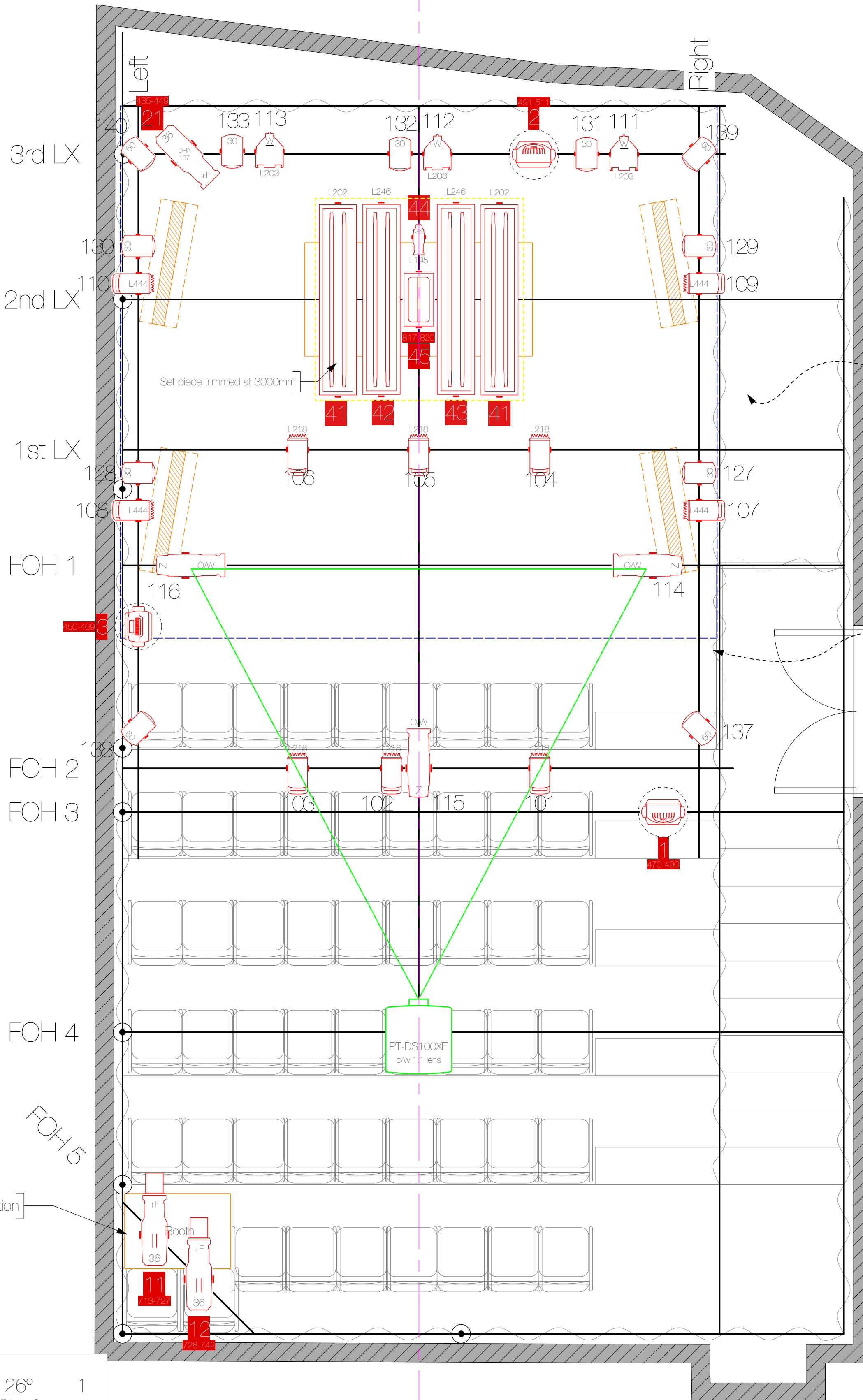


Fluorescent Tube

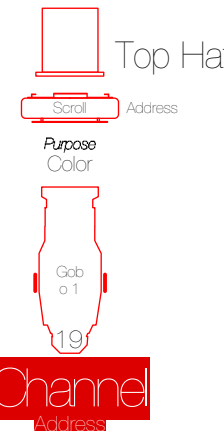
4

c/w warm white tubes

VECTORWORKS EDUCATIONAL VERSION

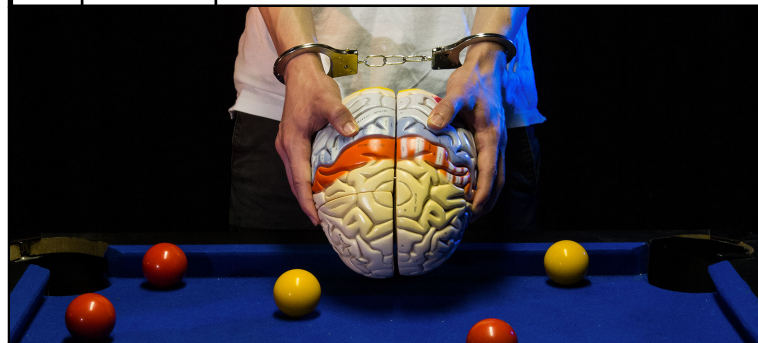


### Typical Lantern



No.	Date	Appr	Revision Notes
1	1/4/16		Added all the things
2	3/5/16		Absorbed a S4 into a VL and added custom wheel
3	4/6/16		Turns out you can't use 50° lens tubes with beam benders
4	13/6/16		Pinspots, Acclaims, window special, front seat row, gone, projector moved, VL1K moved
5	18/6/16		Amended boom lighting, added hanging special and scenery
6	3/7/16		Swapping to Quantum Washes, eliminated drop booms, upgraded projector
7	27/7/16		C Venues changed their house rig
8	10/8/16		Semi-finalised?
9	19/8/16		Very minor changes. Confirmed rig at London tech rehearsal
10	21/8/16		Final Plot as of opening night

No.	Date	Issue Notes
-----	------	-------------



Project Title  
**Grey Matter**

Venue  
C Nova 3  
India Buildings  
Victoria Street  
Edinburgh EH1 2EX

Company  
SPASM

Shoot Title  
Light Plot

Director Andrew Broughton	Lighting Designer Alex Forey
Set Designer Andrew Broughton	Scale 1:25 @ A1
Sound Designer Amos Jackson	Sheet No. 1 of 3
Date 21/8/16	
Drawn By Grey Matter Fringe Plot.wvx	